

International Indian School Dammam


Prep Section Class I.

Arabic Alphabets Worksheet - 1


Name: \_\_\_\_\_ Section: \_\_\_\_\_ Date: \_\_\_/\_\_\_/\_\_\_

1. Practice the letter Alif.


Arbab - ا




Alif




Alif




Alif



Alif





Alif




Name : \_\_\_\_\_ Sec : \_\_\_\_\_ Roll No: \_\_\_\_\_ Date : \_\_\_\_\_

I. Practice the following letters.



Baa -




Battah = Duck





Taa -




Tuffah = Apple



Saa -



So'ban = Snake




# INTERNATIONAL INDIAN SCHOOL DAMMAM

Class-I

Subject - Arabic

## Alphabet worksheet-3


Name : \_\_\_\_\_ Section : \_\_\_\_\_ Roll No \_\_\_\_\_ Date : \_\_/\_\_/2018




Jeem ج

Jamal-Camel


Start from right side :






Haa ح

Hisan – Horse



Kha خ

Khaimah - Tent



# INTERNATIONAL INDIAN SCHOOL, DAMMAM

Prep Section Class – I

Sub:- Arabic

1<sup>st</sup> Term Revision Worksheet 2018 – 19

Name: \_\_\_\_\_ Section \_\_\_\_\_ Date: \_\_\_\_\_

1. Fill in the blanks by using the help box:

28, Right to left

a. Arabic starts from \_\_\_\_\_.

b. There are \_\_\_\_\_ letters in Arabic.


2. Practice the following letters:



أ ب ت ث

3. Fill in the missing letters:

ث \_\_\_\_\_

4. Count and write the Arabic numbers:

a.  = \_\_\_\_\_

b.   = \_\_\_\_\_

5. Write the number names from the help box.

Isnain

Wahid

a. ١ = \_\_\_\_\_

b. ٢ = \_\_\_\_\_

6. Match the following:

a.

So'ban

b.





Battah

c.

Arnab

d.


Tuffahah



7. Write names of the given pictures from the help box and colour them.

Tuffahah , Battah

a.



b.

